

XMT® 350 Series

Multiprocess Welding Power Source 

Quick Specs

Heavy Industrial Applications

Construction
Shipbuilding
Railroad
Truck/trailer manufacturing
Fabrication
Repair shops
Rental fleets
Power generation plants

Processes

MIG (GMAW)/Pulsed MIG (GMAW-P)*
Stick (SMAW)
TIG (GTAW)
Flux-cored (FCAW)
Air carbon arc cutting and gouging (CAC-A)
Rated: 1/4-inch carbons
Capable: 5/16-inch carbons

*Available on select models.

Input Power Auto-Line™, 208–575 V, requires 3- or 1-phase power

Output Range 10–38 V, 15–425 A

Net Weight 80 lb. (36.3 kg)

Aux. Power (optional) 120 V, 10 amps

Portability and excellent arc performance make the XMT family the most popular in the industry.

With multiprocess capabilities and features like Auto-Line, the XMT 350 is portable and versatile for applications from jobsites to the factory floor.



XMT 350 CC/CV shown



Input power management for portability



Lightweight and portable



Best multiprocess capabilities



Power source is warranted for three years, parts and labor.
Original main power rectified parts are warranted for five years.



Miller Electric Mfg. Co.
An ITW Welding Company
1635 West Spencer Street
P.O. Box 1079
Appleton, WI 54912-1079 USA

Equipment Sales US and Canada
Phone: 866-931-9730
FAX: 800-637-2315
International Phone: 920-735-4554
International FAX: 920-735-4125

MillerWelds.com




Choosing the Correct XMT® 350



XMT 350 VS

This simplified XMT is ideal for construction or fabrication applications in which the 14-pin receptacle is not needed for remote control or 14-pin feeders.



XMT 350 CC/CV

Flexibility and simplicity make this the most popular model. It has the core multiprocess capabilities along with the flexibility of a 14-pin for spool guns, feeders, and remote controls.



XMT 350 MPa

Built-in pulse programs for manufacturing and fabrication applications that have benefits for standard steels, high-strength steels and aluminum.

XMT 350 VS

XMT 350 CC/CV

XMT 350 MPa

		XMT 350 VS	XMT 350 CC/CV	XMT 350 MPa
Input Power		Auto-Line™ 208–575 V, 3- or -1-phase		
Input Voltage Limits		190–630 V		
Weld Output		350 A at 34 VDC, 60% duty cycle		
Carbon Arc Gouging		Rated: 1/4-inch carbons, Capable: 5/16-inch carbons		
Net Weight		80 lb. (36.3 kg)		
Output Connections		Tweco®	Dinse or Tweco®	Dinse or Tweco®
Stick/TIG/MIG		●	●	●
Pulsed MIG				●
Available with ArcReach™ (recommended option)		●	●	
Compatible Accessories	Insight® Core™		●	●
	SuitCase X-TREME™ Feeders	●	●	●
	Bench Feeders		●	●
	Spool Guns		●	●
	Remote Controls		●	●

XMT® 350 Series Features



For portability and reliability, Auto-Line allows for any input voltage hookup (208–575 V, single- or three-phase) with no manual linking, providing convenience in any job setting. Ideal solution for dirty or unreliable input power.

Multiprocess weld quality

High-quality performance in all welding processes.

Adaptive Hot Start™ makes starting stick electrodes easy without creating an inclusion.

Infinite arc control available in the stick and wire modes for easier fine tuning of tough-to-weld materials and out-of-position applications.

Lift-Arc™ provides arc starting that minimizes contamination of the electrode and without the use of high-frequency.

Reliability

Wind Tunnel Technology™ Internal air flow that protects electrical components and PC boards from dirt, dust debris... greatly improving reliability.

Fan-On-Demand™ cooling system operates only when needed, reducing noise, energy use and the amount of contaminants pulled through machine.

Lightweight, aerospace-grade aluminum case offers protection with the benefit of reduced weight.

Welder friendly control panel

Process selector switch reduces the number of control setup combinations without reducing any features.

Large, dual digital meters are easy to view and are presettable to ease setting weld output.

Ultra-tough, polycarbonate-blended cover protects front controls from damage.

Portability

Jobsite mobility is made easy with a small, compact design and Auto-Line technology.

Additional XMT® 350 CC/CV Features

Auto Remote Sense™ enables unit to automatically use remote control if connected to remote control receptacle.

Dinse- or Tweco-style weld disconnects provide high-quality weld cable connections.
Note: Two Dinse connectors are supplied with each Dinse machine. Tweco cable connectors are not supplied with the unit and must be ordered separately.

14-pin receptacle has the flexibility to be used with spool guns, feeders, and remote controls.



Optional 115-volt auxiliary power provides 10 amps of circuit-breaker-protected power for coolant systems, etc.

Insight Core™

Optional Welding Intelligence™ system. XMT CC/CV and MPa models are Insight capable to monitor weld voltage, amperage, and arc-time and percentage.

Additional XMT® 350 MPa Features

Auto Remote Sense™ enables unit to automatically use remote control if connected to remote control receptacle.

Dinse- or Tweco-style weld disconnects provide high-quality weld cable connections.

Note: Two Dinse connectors are supplied with each Dinse machine. Tweco cable connectors are not supplied with the unit and must be ordered separately.

14-pin receptacle has the flexibility to be used with spool guns, feeders, and remote controls.



Setup indicator lights

- Arc control indicator
- Wire type indicator
- Gas type indicator
- Setup button

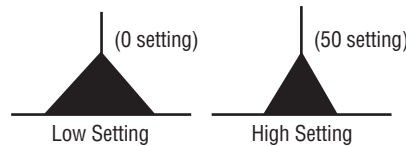
Optional 115-volt auxiliary power provides 10 amps of circuit-breaker-protected power for coolant systems, etc.

Added capabilities with Insight Core. When using an MPa Plus feeder, wire deposition is added to the Insight Core capabilities.

Built-in pulse programs for manufacturing and fabrication applications that have benefits for standard steels, high-strength steels and aluminum.

Advanced arc control enables an improved pulse welding arc. The operator has more control over puddle and bead characteristics using SharpArc®. In addition, the unit provides a more robust and stable arc at very low arc length, reducing heat input, and providing the ability to weld on a wider range of material thickness.

SharpArc® controls the arc in pulsed MIG mode and gives total control over the arc cone shape, puddle fluidity and bead profile. If a gas is used other than what is listed in the chart above, SharpArc® can be adjusted to help customize your arc to the gas being used. Lower SharpArc® settings widen the arc cone, increase puddle fluidity and flattens the weld bead.



Built-in pulsed MIG programs provide reduced heat affected zone, weld in all positions, great for thick-to-thin metal, good gap filling ability and faster travel speeds and deposition. See the table below for the wide range of pulsed MIG (GMAW-P) welding applications the XMT MPa models can handle.

Wire Types — diameter in inches (mm)		Gas Types
Steel	.035 (0.9) STL .045 (1.2) STL	ARGN CO ₂ (argon/carbon dioxide) 80 ARGN CO ₂ (argon/carbon dioxide) ARGN OXY (argon/oxygen)
Steel 100S	.035 (0.9) STL, .045 (1.2) STL	100S C5 (95 argon/5 carbon dioxide)
Metal Core	.045 (1.2) MCOR, .052 (1.4) MCOR	ARGN CO ₂ (argon/carbon dioxide)
Stainless Steel	.035 (0.9) SSTL .045 (1.2) SSTL	TRI MIX (tri-gas mixture) ARGN OXY (argon/oxygen) ARGN CO ₂ (argon/carbon dioxide)
Aluminum	.035 (0.9) AL4X (4000 Series) .040 (1.0) AL4X (4000 Series) 3/64 (1.2) AL4X (4000 Series) 1/16 (1.6) AL4X (4000 Series)	ARGN (argon)
	.035 (0.9) AL49 (4943) .040 (1.0) AL49 (4943) 3/64 (1.2) AL49 (4943) 1/16 (1.6) AL49 (4943)	ARGN (argon)
	.035 (0.9) AL5X (5000 Series) .040 (1.0) AL5X (5000 Series) 3/64 (1.2) AL5X (5000 Series) 1/16 (1.6) AL5X (5000 Series)	ARGN (argon) HE AR25 (helium/argon)
Nickel	.035 (0.9) NI .045 (1.2) NI	ARGN HE (argon/helium) ARGN (argon)
Copper Nickel	.035 (0.9) CUNI, .045 (1.2) CUNI	HE ARGN (helium/argon)
Silicon Bronze	.035 (0.9) SIBR, .045 (1.2) SIBR	ARGN (argon)
Titanium	.035 (0.9) TI-5, .045 (1.2) TI-5	ARGN HE25 (75 argon/25 helium)
	.035 (0.9) TI-5, .045 (1.2) TI-5	ARGN HE50 (50 argon/50 helium)


Additional features when using a 70 Series MPa Plus feeder or XR-AlumaFeed® feeder.



Synergic pulsed MIG. As you increase/decrease the wire feed speed, the pulse parameters increase/decrease, matching the right amount of power output to match the wire speed, eliminating the need to make additional adjustments.

Profile Pulse™

provides TIG appearance with MIG simplicity and productivity. Achieve “stacked dimes” without gun manipulation. Profile Pulse frequency can be changed to increase or decrease the spacing between the ripple pattern to achieve the desired weld appearance.



Added capabilities with Insight Core™

When using an MPa Plus feeder, wire deposition is added to the Insight Core capabilities.

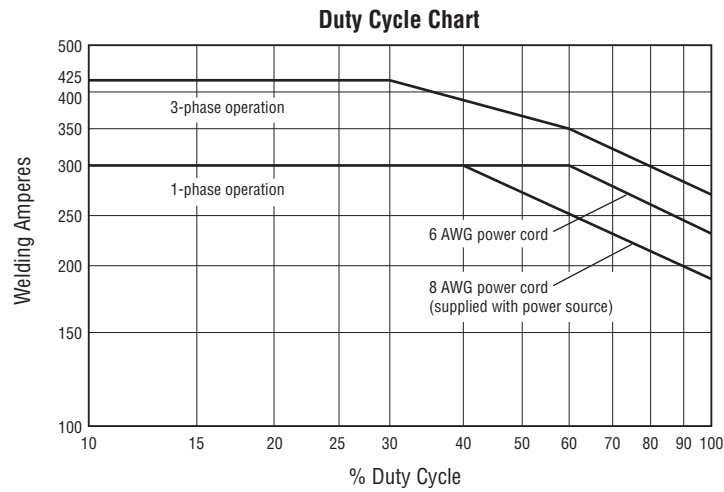
Specifications (Subject to change without notice.)



Input Power	Voltage Range in CV Mode	Amperage Range in CC Mode	Rated Output	Amps Input at Rated Load Output, 60 Hz							Max. Open-Circuit Voltage	Dimensions	Net Weight
				208 V	230 V	400 V	460 V	575 V	KVA	KW			
Three-phase	10–38 V	5–425 A	350 A at 34 VDC, 60% duty cycle	40.4	36.1	20.6	17.8	14.1	14.2	13.6	75 VDC	H: 17 in. (432 mm) W: 12.5 in. (318 mm) D: 24 in. (610 mm)	80 lb. (36.3 kg)
Single-phase	10–38 V	5–425 A	300 A at 32 VDC, 60% duty cycle	60.8	54.6	29.7	24.5	19.9	11.7	11.2			

Certified by Canadian Standards Association to both the Canadian and U.S. Standards.

Performance Data





MIGRunner™ Cart 195445

Running Gear Cylinder Rack 300408

(For dual feeders)

Small footprint and easily maneuverable, with cylinder rack low enough that you do not have to lift bottles.



Protective Cover 195478

Mildew and water resistant, odor-free cover protects your machine's finish. For 300/350-amp XMT inverters.



MIG kit
300405
shown.

Industrial MIG 4/0 Kit with Dinse Connectors

300405 For single feeders

300956 For dual feeders

Consists of flowmeter regulator with 10-foot (3 m) gas hose, 10-foot (3 m) 4/0 feeder weld cable, and 15-foot (4.6 m) work cable with 600-amp C-clamp. Dual kit comes with two flowmeter regulators and gas hoses.

Remote Controls



Wireless Remote Foot Control 300429

For remote current and contactor control. Receiver plugs directly into the 14-pin receptacle of Miller machine.

90-foot (27.4 m) operating range.



Wireless Remote Hand Control 300430

For remote current and contactor control. Receiver plugs directly into the 14-pin receptacle of Miller machine.

300-foot (91.4 m) operating range.



RFCS-14 Foot Control 043554

Foot current and contactor control. Includes 20-foot (6 m) cord and 14-pin plug.



RHC-14 Hand Control* 242211020

20-foot (6 m) cord

242211100

100-foot (30.5 m) cord
Miniature hand control for remote current and

contactor control. Dimensions: 4 x 4 x 3.25 inches (102 x 102 x 82 mm). Includes cord and 14-pin plug.

**Custom lengths available in 5-foot increments up to 50 feet and 10-foot increments up to 100 feet.*



RCC-14 Remote Contactor and Current Control 151086

East/west rotary-motion fingertip control attaches to TIG torch using two hook-and-loop fasteners. Includes 26.5-foot (8 m) cord and 14-pin plug.



RCSS-14 Remote Contactor and Current Control 043688

North/south rotary-motion fingertip control attaches to TIG torch using two hook-and-loop fasteners. Includes 26.5-foot (8 m) cord and 14-pin plug.

Extension Cables for Remote Controls and 24 VAC Wire Feeders*

242208025 25 ft. (7.6 m)

242208050 50 ft. (15 m)

242208080 80 ft. (24.3 m)

14-pin plug to 14-pin socket. Not for use with XR-AlumaFeed or 70 Series MPa feeder.

**Custom lengths available in 5-foot increments up to 50 feet and 10-foot increments up to 100 feet.*

Cable Connectors and Adapters

Note: XMT 350 power sources are equipped with Dinse- or Tweco-style connectors for secondary connections.

Dinse-Style Connectors

042418 Accepts #4 to #1/0 AWG cable

042533 Accepts #1/0 to #2/0 AWG cable

Kits include one Dinse-style male plug which attaches to the work and/or weld cables and plugs into the Dinse-style receptacles on the power source.

Extension Kit for Dinse-Style Cable Connectors

042419 Accepts #4 to #1/0 AWG cable.

Used to adapt or extend weld and/or work cables. Kit includes one male Dinse-style plug and one in-line female Dinse-style receptacle.

Extensions for Dinse-Style Cable Connectors

134460 Male Dinse-style plug

136600 Female Dinse-style receptacle

Used to adapt or extend weld and/or work cables. Accepts #1/0 to #2/0 AWG cable.

Dinse/Tweco® Adapter 042465

Dinse/Cam-Lok Adapter 042466

One-piece adapter with Dinse-style male plug (to power source) on one end and Tweco or Cam-Lok female receptacle (for weld cable connection) on other end.

Genuine Miller® Accessories (Continued)

Wire Feeders/Guns



SuitCase® X-TREME™ 8VS 951582
SuitCase® X-TREME™ 12VS 951543

Lightweight, portable wire feeder for a variety of wires up to .062 inch. Holds up to an 8-inch (8VS) or 12-inch (12VS) spool of wire. Operates on open-circuit voltage eliminating the need for a control/power cord. See literature M/6.42.



SuitCase® 12RC 951580

Lightweight, portable wire feeder for a variety of wires up to .062 inch. Holds up to a 12-inch (12RC) spool of wire. Operates using 14-pin control receptacle. See literature M/6.5.



XR™-S Control 300601
XR™-D Control 300687

Controls offer unsurpassed performance and reliability for feeding aluminum and other difficult-to-feed wire types. Models include .035-inch and factory-installed 3/64-inch drive rolls. See literature M/1.7.



XR-AlumaFeed™ 300509

Advanced push-pull wire feeder designed for high-volume, high-production aluminum MIG welding where quality and consistency is a high priority. See literature DC/34.0.



70 Series

S-74S 951196
S-74D 951198
S-74DX 951200

Features Posifeed™ wire drive assembly and handles a variety of wires up to 1/8 inch. Includes Bernard™ BTB Gun 400 A. Dual-wire models also available. See literature M/3.0.



70 Series MPa Plus

S-74 MPa Plus 951291
D-74 MPa Plus 951292

Same features as traditional 70 Series plus more. Handles a variety of wires up to 5/64 inch. Includes Bernard™ BTB Gun 400 A. Works synergically with MPa power sources. See literature M/3.0.

Extension Cables*

247831025 25 ft. (7.6 m)
247831050 50 ft. (15.2 m)
247831080 80 ft. (24.4 m)

Eleven conductors to support contactor control and remote voltage control on all Miller electronic CV 14-pin power sources. Additional functions supported when using MPa power sources include synergic pulsed MIG, remote process select and side select capabilities.

**Custom lengths available in 5-foot increments up to 50 feet and 10-foot increments up to 100 feet.*



Spoolmatic® 30A 130831

WC-24 (137549) required for use with 14-pin receptacles, order separately. A one-pound, air-cooled pool gun that extends the weld process range by adding a handy portable system for small wire MIG. Rated 200 amps at 100% duty cycle. Includes 30-foot (9.1 m) cable assembly.



WC-24 Weld Control 137549

Required to use Spoolmatic 30A pool gun. Designed for use with Miller CV power sources with 14-pin receptacles and supplying 24 VAC.

Welding Intelligence™



Insight Core™ 14-pin Module 301072

Easy-to-install module brings Insight Core capabilities to your existing fleet. This simplified, Internet-based weld data solution collects, transmits and presents actionable information to any Web-connected device. Insight Core can help you increase productivity, improve weld quality and manage costs.

Ordering Information

Power Source and Options	Stock No.	Description	Qty.	Price
XMT® 350 VS	907224	208–575 V with Auto-Line™ (without 14-pin, Tweco® connectors)		
XMT® 350 CC/CV	907161 907161011 907161012 907161014	208–575 V with Auto-Line™ 208–575 V with Auto-Line™ and auxiliary power 230–460 V with Auto-Line™ and auxiliary power and CE 208–575 V with Auto-Line™ and Tweco® connectors		
XMT® 350 CC/CV MIGRunner™ Packages	951327 951314	Power source 907161 with 22A feeder Power source 907161 with S-74D feeder <i>Packages also include MIGRunner cart, Bernard™ BTB Gun, drive roll kit, 10 ft. 2/0 work cable with clamp, 6 ft. 2/0 wire feeder to power source weld cable, 3 ft. gas hose, and regulator/flowmeter</i>		
XMT® 350 MPa	907366 907366011 907366002 907366014	208–575 V with Auto-Line™ 208–575 V with Auto-Line™ and auxiliary power 230–460 V with Auto-Line™ and auxiliary power and CE 208–575 V with Auto-Line™ and Tweco® connectors		
Gas Valve Kit	195286	For XMT 350		
Accessories				
MIGRunner™ Cart	195445			
Running Gear Cylinder Rack	300408	For dual feeders		
Protective Cover	195478			
Industrial MIG 4/0 Kit with Dinse Connectors	300405 300956	For single feeders For dual feeders		
Cable Connectors and Adapters				
		See page 6		
Remote Controls				
Wireless Remote Foot Control	300429	Foot control with wireless 90 ft. (27.4 m) operating range		
Wireless Remote Hand Control	300430	Hand control with wireless 300 ft. (91.4 m) operating range		
RFCS-14	043554	Foot control		
RHC-14	242211020 242211100	Hand control with 20 ft. (6 m) cord Hand control with 100 ft. (30.5 m) cord		
RCC-14	151086	Fingertip control		
RCCS-14	043688	Fingertip control		
Extension Cables		See page 6		
Wire Feeders/Guns				
SuitCase® X-TREME 8VS	951582	See literature M/6.42		
SuitCase® X-TREME™ 12VS	951543	See literature M/6.421		
SuitCase® 12RC	951580	See literature M/6.5		
XR™-S Control	300601	Standard model with wire feed speed digital display, jog/purge, run-in control, and trigger hold. See literature M/1.7		
XR™-D Control	300687	Enhanced model has same features as XR-S model plus advanced digital and programming capabilities. See literature M/1.7		
XR-AlumaFeed™	300509	Advanced model adds Profile Pulse™, synergic control, trigger schedule select, lock capabilities and flow meter. See literature DC/34.0		
70 Series	951196 951198 951200	S-74S. See literature M/3.0 S-74D. See literature M/3.0 S-74DX. See literature M/3.0		
70 Series MPa Plus	951291 951292	S-74 MPa (single-wire). Works synergically with MPa power sources D-74 MPa (dual-wire). Works synergically with MPa power sources		
Spoolmatic® 30A Spool Gun	130831	Requires WC-24 for use with 14-pin receptacles		
WC-24 Weld Control	137549	Required for use with Spoolmatic® 30A and power sources with 14-pin		
Bernard™ MIG Guns		See Bernard literature SP-BTB		
Welding Intelligence				
		See page 7		

Date:

Total Quoted Price:

Distributed by:

